
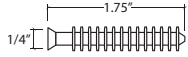

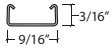

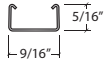

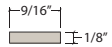



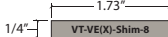

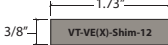

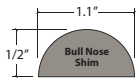








PROFILES	OTHER NAMES	IMAGE	DIMENSIONS (LENGTHS VARY)	PRODUCT LENGTH	AVAILABLE COLORS	USAGE	HARDWARE	MOISTURE PROOF	PROFILE CORE MATERIAL	PROFILE SURFACE MATERIAL
<i>Primed Quarter Round</i> QR-Primed	Shoe Molding			96" Long	White	Conceals the expansion space between wall and flooring	NA	NOT Available As Moisture Proof	Standard MDF	Primed Painted Surface
	3/4" Quarter Round									
<i>Primed Base Shoe</i> BS-Primed	Shoe Molding			96" Long	White	Conceals the expansion space between wall and flooring	NA	NOT Available As Moisture Proof	Standard MDF	Primed Painted Surface
<i>3/8" Thick</i> LTL White Stair Riser Bundle of 4: Riser-38-46 Pallet Only: Riser-38-96	Riser			46" Long (Available in Bundles of 4 Only)	White	Used to enhance functionality of Staircase or step	NA	NOT Available As Moisture Proof	Particle Board	High Quality TFL (Thermally Fused Laminate)
				96" Long Sold By Pallet only (min of 100)	Can be painted after a light sanding					
<i>5/8" Thick</i> LTL White Stair Riser Bundle of 4: Riser-58-46 Pallet Only: Riser-58-96	Riser			46" Long (Available in Bundles of 4 Only)	White	Used to enhance functionality of Staircase or step	NA	NOT Available As Moisture Proof	Particle Board	High Quality TFL (Thermally Fused Laminate)
				96" Long Sold By Pallet only (min of 100)	Can be painted after a light sanding					
<i>VersaCap Edge</i> Vcap-EG-##### Vcap-EG-#####-CP	Stair Cap			32" to 46" Long Depending on Floor Type	Available for Limited Flooring	Used to enhance functionality of Staircase or step	VersaCap Shim for Boxed Staircases	 Moisture Proof	Same Material as the Flooring the Cap was Made From	Same Material as the Flooring the Cap was Made From
	Stair Tread									
<i>VersaCap Square</i> Vcap-SQ-##### Vcap-SQ-#####-CP	Stair Cap			32" to 46" Long Depending on Floor Type	Available for Limited Flooring	Used to enhance functionality of Staircase or step	VersaCap Shim for Boxed Staircases	 Moisture Proof	Same Material as the Flooring the Cap was Made From	Same Material as the Flooring the Cap was Made From
	Stair Tread									
<i>VersaCap Round</i> Vcap-RD-##### Vcap-RD-#####-CP	Stair Cap	 Patent Pending	 Patent Pending	32" to 46" Long Depending on Floor Type	Available for Limited Flooring	Used to enhance functionality of Staircase or step	Bullnose Shim for Boxed Staircases	 Moisture Proof	Same Material as the Flooring the Cap was Made From	Same Material as the Flooring the Cap was Made From
	Stair Tread									
<i>VersaFlex End Cap</i> VFLEX EC FEC-120336	Flexible Moldings			94" Long	120336 - Oak Wood Grain	Used to transition from floor to carpet, masonry (fireplaces), sliding doors, & door jabs	NA	 Moisture Proof	Polyurethane Composite Material	Stainable (Gel Stain) and Paintable
<i>VersaFlex T-Molding</i> VFLEX TM FTM-120336	Flexible Moldings			94" Long	120336 - Oak Wood Grain	Used in doorways to join 2 floors of the same height	NA	 Moisture Proof	Polyurethane Composite Material	Stainable (Gel Stain) and Paintable
<i>VersaFlex Reducer</i> VFLEX RD FRD-120336	Flexible Moldings			94" Long	120336 - Oak Wood Grain	Used to join 2 floors of different height	NA	 Moisture Proof	Polyurethane Composite Material	Stainable (Gel Stain) and Paintable
<i>VersaFlex Quarter Round</i> VFLEX QR FQR-120335 No Grain FQR-120336-Oak Grain	Flexible Moldings			94" Long	120335 - Paint Grade (No Grain)	Conceals the joint between the wall surface and the floor	NA	 Moisture Proof	Polyurethane Composite Material	Stainable (Gel Stain) and Paintable
					120336 - Oak Wood Grain					
<i>VersaFlex Base Shoe</i> VFLEX BS FBS-120335 No Grain FBS-120336-Oak Grain	Flexible Moldings			94" Long	120335 - Paint Grade (No Grain)	Conceals the expansion space between wall and flooring	NA	 Moisture Proof	Polyurethane Composite Material	Stainable (Gel Stain) and Paintable
					120336 - Oak Wood Grain					
<i>VersaFlex Wall Base</i> VFLEX WB FWB-120335 No Grain FWB-120336-Oak Grain	Flexible Moldings	 SPECIAL ORDER ITEM		94" Long	120335 - Paint Grade (No Grain)	Conceals the joint between the wall surface and the floor	NA	 Moisture Proof	Polyurethane Composite Material	Stainable (Gel Stain) and Paintable
					120336 - Oak Wood Grain					
<i>VersaFlex Colonial Base</i> VFLEX CB FCB-120335 No Grain FCB-120336-Oak Grain	Flexible Moldings	 SPECIAL ORDER ITEM		94" Long	120335 - Paint Grade (No Grain)	Conceals the joint between the wall surface and the floor	NA	 Moisture Proof	Polyurethane Composite Material	Stainable (Gel Stain) and Paintable
					120336 - Oak Wood Grain					
<i>VersaFlex Corner Molding</i> VFLEX CM FCM-120336-Oak Grain	Flexible Moldings			94" Long	120336 - Oak Wood Grain	Corner Moldings are used for corners and edges.	NA	 Moisture Proof	Polyurethane Composite Material	Stainable (Gel Stain) and Paintable

Accessories	Other Names	Image	Dimensions	Moldings Used With	Floors* <small>*All references to flooring thickness refer to the total thickness of all members of the floor installation being laid upon the subfloor. This typically is comprised of the flooring plank, e.g. Vinyl or Laminatae, the underlayment, either attached or loose lay and any additional vapor barriers.</small>	Profile Core Material
Dowels VT-Dowel Tree	Dowel Tree			Slim Trim	Floors up to 3/4" (19mm)	Polystyrene
	Plastic Dowels					
SlimTrack PFASLTRAC0094	SlimTrim Track			Slim Trim	TM: Floors 1/16-1/8" (1.6-3mm) RD: Floors up to 1/4" (6.35mm)	Cold Roll Steel
				Slim Cap	Floors up to 3/16" (4.5mm)	
Versatrack PFAVSTRAC0094	Metal Track			T-Molding	Floors 23/64-15/32" (9-12mm)	Cold Roll Steel
				Reducer	Floors 9/32-15/32" (7-12mm)	
				End Cap	Floors 9/32-15/32" (7-12mm)	
Versatrack Shim PFAVTSHIM0394	Shim			Slim Trim & SlimTrack Slim Cap & SlimTrack T-Molding & Versatrack Reducer & Versatrack End Cap & Versatrack	TM: Floors 1/8-3/8" (3-9.5mm) RD: Floors 1/4-3/8" (6.35-9.5mm) EC: Floors up to 1/4" (6.35mm)	Standard HDF
VT-VE(X)-Shim-5 <i>or</i> VT-Shim	Versatrim Shim			Moisture Proof Stair Nose (Overlap Install)	Floors 15/32" (12mm)	Standard HDF
	VT Shim			VersaEdge (Flush Install)	Floors 3/16"-9/32" (5-7mm)	
	5mm Shim			VersaEdge Extra Tall (Flush Install)	Floors 3/16"-9/32" (5-7mm)	
VT-VE(X)-Shim-8	8mm Shim			VersaEdge (Flush Install)	Floors 5/16"-11/32" (8-10mm)	Standard MDF/HDF
				VersaEdge Extra Tall (Flush Install)	Floors 5/16"-11/32" (8-10mm)	
				Round Stair Nose (Flush Install)	Floors 5/16"-11/32" (8-10mm)	
VT-VE(X)-Shim-12	12mm Shim			VersaEdge (Flush Install)	Floors 1/2" (12mm)	Standard MDF/HDF
				VersaEdge Extra Tall (Flush Install)	Floors 1/2" (12mm)	
				Round Stair Nose (Flush Install)	Floors 1/2" (12mm)	
Bullnose Shim PFAVTSHIMBN94	Rounded Shim used on Box Staircases			Round Stair Nose (Flush or Overlap) on a Box Staircase	Floors thickness 1-19mm for Round Stair Nose	Standard MDF
				VersaCap Round on a Box Staircase	Use with VersaCap Round	
VersaCap Shim VCAP-Shim	Square Shim used on Box Staircases			VersaCap Edge on a Box Staircase	Use with VersaCap Edge or Square	Standard MDF
				VersaCap Square on a Box Staircase		

Colors	Order Minimum	Lead Time	Returns	Available Moldings
Standard	1 Piece	Same Day Shipping for Stock Colors & Profiles Applies to stock color priced orders received before 12:00 pm EST. Orders received after 12:00 pm EST will ship no later than the next business day.	Returnable	T-Molding
				Moisture Proof TM
				Reducer
				Moisture Proof RD
				End Cap
				Moisture Proof EC
				Slim Trim
				SlimCap
				Moisture Proof SN
				VersaEdge
				VersaEdge Extra Tall
				Wall Base
				Colonial Base White Paint Grade Only
Coordinating Moldings/ Custom Colors	1 to 29 Pieces	Ships Within 7 Business Days	Custom Product: Non-Returnable	Quarter Round
				Moisture Proof QR
				Base Shoe White Paint Grade Only
				Moisture Proof TM
				Moisture Proof RD
				Moisture Proof EC
				Slim Trim
Coordinating Moldings/ Custom Colors	30 Pieces and Up Customer is expected to accept & pay for a 10% over or under run	Ships Within 15 Business Days	Custom Product: Non-Returnable	SlimCap
				Moisture Proof SN
				VersaEdge
				VersaEdge Extra Tall
				Quarter Round
				Moisture Proof QR
				T-Molding
				Moisture Proof TM
				Reducer
				Moisture Proof RD
Coordinating Moldings/ Custom Colors				End Cap
				Moisture Proof EC
				Slim Trim
				SlimCap
				Moisture Proof SN
				VersaEdge
				VersaEdge Extra Tall
Coordinating Moldings/ Custom Colors				Wall Base
				Quarter Round
				Moisture Proof QR

Product	Minimum	Lead Time	Returns
Primed Quarter Round	1 Pallet of 1,800 pcs	1 to 2 Business Days	Returnable
Primed Base Shoe	1 Pallet of 2,700 pcs	1 to 2 Business Days	Returnable
White Risers	1 Bundle of 4 pcs	1 to 2 Business Days	Returnable
VersaCaps	1 Piece	15 Business Days	Custom Product: Non-Returnable
VersaFlex	1 Piece	1 to 2 Business Days for Special Order Items	Returnable
Molding Adhesive	1 Tube	1 to 2 Business Days	Returnable

VENT PROFILES	OTHER NAMES	DESCRIPTION	IMAGE	DIMENSIONS	PRODUCT SIZES	ITEM CODE	PROFILE CORE MATERIAL	AVAILABLE COLORS	AIR FLOW	INSTALL TYPE	INSTALLATION																																										
Fittes Framed Vent [Lite]	Framed Plastic Vent	Minimalist-framed vent made of ABS plastic. This DIY-friendly vent can be retrofitted to any surface.		<table><tr><th>LITE</th><th>4"x10"</th><th>4"x12"</th></tr><tr><td>A1</td><td>11"</td><td>12-7/8"</td></tr><tr><td>A2</td><td>5"</td><td>5"</td></tr><tr><td>A3</td><td>1-7/8"</td><td>1-7/8"</td></tr><tr><td>A4</td><td>1/8"</td><td>1/8"</td></tr><tr><td>A5</td><td>9-3/4"</td><td>11-5/8"</td></tr><tr><td>A6</td><td>3-3/4"</td><td>3-3/4"</td></tr><tr><td>A7</td><td>3/8"</td><td>3/8"</td></tr><tr><td>B1</td><td>8-7/8"</td><td>10-5/8"</td></tr><tr><td>B2</td><td>2-13/16"</td><td>2-13/16"</td></tr><tr><td>B3</td><td>3/4"</td><td>3/4"</td></tr><tr><td>B4</td><td>3/8"</td><td>3/8"</td></tr></table>	LITE	4"x10"	4"x12"	A1	11"	12-7/8"	A2	5"	5"	A3	1-7/8"	1-7/8"	A4	1/8"	1/8"	A5	9-3/4"	11-5/8"	A6	3-3/4"	3-3/4"	A7	3/8"	3/8"	B1	8-7/8"	10-5/8"	B2	2-13/16"	2-13/16"	B3	3/4"	3/4"	B4	3/8"	3/8"	4 x 10"	LITE4x10BLK	ABS Plastic	Black	Free Air Flow. Cannot Adjust Air Direction	Top-Mount Install	DIY Install						
	LITE			4"x10"	4"x12"																																																
A1	11"	12-7/8"																																																			
A2	5"	5"																																																			
A3	1-7/8"	1-7/8"																																																			
A4	1/8"	1/8"																																																			
A5	9-3/4"	11-5/8"																																																			
A6	3-3/4"	3-3/4"																																																			
A7	3/8"	3/8"																																																			
B1	8-7/8"	10-5/8"																																																			
B2	2-13/16"	2-13/16"																																																			
B3	3/4"	3/4"																																																			
B4	3/8"	3/8"																																																			
Framed Vent [Lite]		4 x 12"	LITE4x12BLK																																																		
Fittes Flush Vent [Lite]	Flush Plastic/Metal Hybrid Vent	Ultra-minimal, frameless floor vent made in a combination of ABS plastic and solid steel. Once installed, all that is visible is the air channel.		<table><tr><th></th><th>4"x10"</th><th>4"x12"</th></tr><tr><td>A1</td><td>8-7/8"</td><td>10-13/16"</td></tr><tr><td>A2</td><td>2-7/8"</td><td>2-7/8"</td></tr><tr><td>A3</td><td>7/8"</td><td>7/8"</td></tr><tr><td>B1</td><td>9-3/4"</td><td>11-3/4"</td></tr><tr><td>B2</td><td>3-11/16"</td><td>3-13/16"</td></tr><tr><td>B3</td><td>1-7/8"</td><td>1-7/8"</td></tr><tr><td>C1</td><td>11-1/16"</td><td>13-1/16"</td></tr><tr><td>C2</td><td>5-1/16"</td><td>5-1/16"</td></tr><tr><td>C3</td><td>1/32"</td><td>1/32"</td></tr><tr><td>C4</td><td>5/8"</td><td>5/8"</td></tr><tr><td>D1</td><td>9-15/16"</td><td>11-7/8"</td></tr><tr><td>D2</td><td>3-7/8"</td><td>3-15/16"</td></tr><tr><td>D3</td><td>1-7/8"</td><td>1-11/16"</td></tr></table>		4"x10"	4"x12"	A1	8-7/8"	10-13/16"	A2	2-7/8"	2-7/8"	A3	7/8"	7/8"	B1	9-3/4"	11-3/4"	B2	3-11/16"	3-13/16"	B3	1-7/8"	1-7/8"	C1	11-1/16"	13-1/16"	C2	5-1/16"	5-1/16"	C3	1/32"	1/32"	C4	5/8"	5/8"	D1	9-15/16"	11-7/8"	D2	3-7/8"	3-15/16"	D3	1-7/8"	1-11/16"	4 x 10"	FMLIT4X10BLK	Combination of ABS Plastic and Powder-Coated Galvanneal Steel	Black	Adjustable Air Flow	Sub-Floor Install	Pro Install
				4"x10"	4"x12"																																																
A1	8-7/8"	10-13/16"																																																			
A2	2-7/8"	2-7/8"																																																			
A3	7/8"	7/8"																																																			
B1	9-3/4"	11-3/4"																																																			
B2	3-11/16"	3-13/16"																																																			
B3	1-7/8"	1-7/8"																																																			
C1	11-1/16"	13-1/16"																																																			
C2	5-1/16"	5-1/16"																																																			
C3	1/32"	1/32"																																																			
C4	5/8"	5/8"																																																			
D1	9-15/16"	11-7/8"																																																			
D2	3-7/8"	3-15/16"																																																			
D3	1-7/8"	1-11/16"																																																			
Flush Vent [Lite]		4 x 12"	FMLIT4X12BLK																																																		
Fittes Framed OG Floor Vent [Luxe]	Original Framed Floor Vent	The original "OG" is the go-to minimalist-framed vent. This solid steel vent can be retrofitted to any surface. Easy drop-in install. DIY friendly.		<table><tr><th>OG</th><th>4"x10"</th><th>4"x12"</th></tr><tr><td>A1</td><td>11"</td><td>13"</td></tr><tr><td>A2</td><td>5"</td><td>5"</td></tr><tr><td>A3</td><td>1-13/16"</td><td>1-13/16"</td></tr><tr><td>A4</td><td>1/16"</td><td>1/16"</td></tr><tr><td>A5</td><td>9-3/4"</td><td>11-3/4"</td></tr><tr><td>A6</td><td>3-3/4"</td><td>3-3/4"</td></tr><tr><td>A7</td><td>5/8"</td><td>5/8"</td></tr><tr><td>B1</td><td>8-11/16"</td><td>10-11/16"</td></tr><tr><td>B2</td><td>2-3/4"</td><td>2-3/4"</td></tr><tr><td>B3</td><td>7/8"</td><td>7/8"</td></tr><tr><td>B4</td><td>7/16"</td><td>7/16"</td></tr></table>	OG	4"x10"	4"x12"	A1	11"	13"	A2	5"	5"	A3	1-13/16"	1-13/16"	A4	1/16"	1/16"	A5	9-3/4"	11-3/4"	A6	3-3/4"	3-3/4"	A7	5/8"	5/8"	B1	8-11/16"	10-11/16"	B2	2-3/4"	2-3/4"	B3	7/8"	7/8"	B4	7/16"	7/16"	4 x 10"	AV4x10BLK	Powder-Coated Galvanneal Steel	Black	Adjustable Air Flow	Top-Mount Install	DIY Install						
	OG			4"x10"	4"x12"																																																
A1	11"	13"																																																			
A2	5"	5"																																																			
A3	1-13/16"	1-13/16"																																																			
A4	1/16"	1/16"																																																			
A5	9-3/4"	11-3/4"																																																			
A6	3-3/4"	3-3/4"																																																			
A7	5/8"	5/8"																																																			
B1	8-11/16"	10-11/16"																																																			
B2	2-3/4"	2-3/4"																																																			
B3	7/8"	7/8"																																																			
B4	7/16"	7/16"																																																			
Framed OG Floor Vent [Luxe]		4 x 12"	AV4x12BLK																																																		
Fittes Flush Floor Vent [Luxe]	Flush Metal Vent	The ultra-minimal, frameless floor vent. Flush with no rim - only a single rectangular air channel is visible. This model must be mounted prior to the surface.		<table><tr><th></th><th>4"x10"</th><th>4"x12"</th></tr><tr><td>A1</td><td>8-11/16"</td><td>10-11/16"</td></tr><tr><td>A2</td><td>2-13/16"</td><td>2-13/16"</td></tr><tr><td>A3</td><td>7/8"</td><td>7/8"</td></tr><tr><td>B1</td><td>9-3/4"</td><td>11-3/4"</td></tr><tr><td>B2</td><td>3-3/4"</td><td>3-3/4"</td></tr><tr><td>B3</td><td>1-13/16"</td><td>1-13/16"</td></tr><tr><td>C1</td><td>11-1/16"</td><td>13-1/16"</td></tr><tr><td>C2</td><td>5-1/16"</td><td>5-1/16"</td></tr><tr><td>C3</td><td>1/32"</td><td>1/32"</td></tr><tr><td>C4</td><td>5/8"</td><td>5/8"</td></tr><tr><td>D1</td><td>9-15/16"</td><td>11-7/8"</td></tr><tr><td>D2</td><td>3-7/8"</td><td>3-7/8"</td></tr><tr><td>D3</td><td>1-5/8"</td><td>1-11/16"</td></tr></table>		4"x10"	4"x12"	A1	8-11/16"	10-11/16"	A2	2-13/16"	2-13/16"	A3	7/8"	7/8"	B1	9-3/4"	11-3/4"	B2	3-3/4"	3-3/4"	B3	1-13/16"	1-13/16"	C1	11-1/16"	13-1/16"	C2	5-1/16"	5-1/16"	C3	1/32"	1/32"	C4	5/8"	5/8"	D1	9-15/16"	11-7/8"	D2	3-7/8"	3-7/8"	D3	1-5/8"	1-11/16"	4 x 10"	FLUSH4x10BLK	Powder-Coated Galvanneal Steel	Black	Adjustable Air Flow	Sub-Floor Install	Pro Install
				4"x10"	4"x12"																																																
A1	8-11/16"	10-11/16"																																																			
A2	2-13/16"	2-13/16"																																																			
A3	7/8"	7/8"																																																			
B1	9-3/4"	11-3/4"																																																			
B2	3-3/4"	3-3/4"																																																			
B3	1-13/16"	1-13/16"																																																			
C1	11-1/16"	13-1/16"																																																			
C2	5-1/16"	5-1/16"																																																			
C3	1/32"	1/32"																																																			
C4	5/8"	5/8"																																																			
D1	9-15/16"	11-7/8"																																																			
D2	3-7/8"	3-7/8"																																																			
D3	1-5/8"	1-11/16"																																																			
Flush Floor Vent [Luxe]		4 x 12"	FLUSH4x12BLK																																																		

