
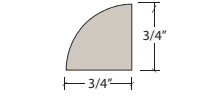

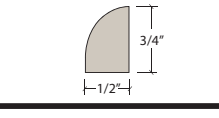

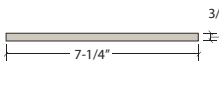

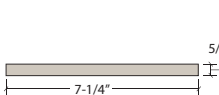

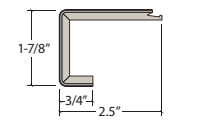


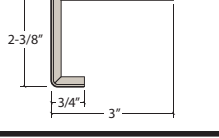





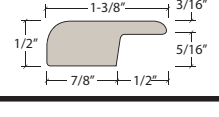


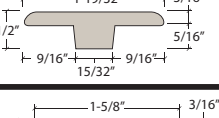


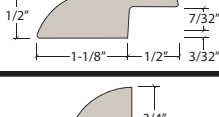


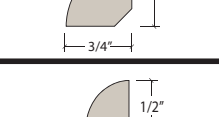


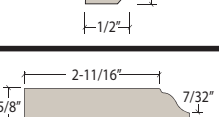


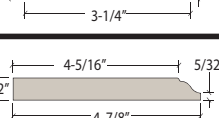


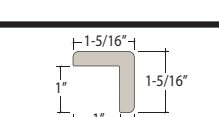





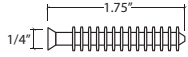

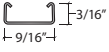

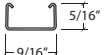

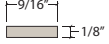

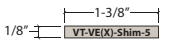

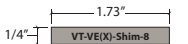

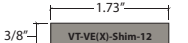

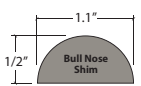

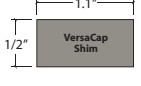








PROFILES	OTHER NAMES	IMAGE	DIMENSIONS (ALL ARE 94" LONG)	AVAILABLE COLORS	USAGE	HARDWARE	FLOORS*	MOISTURE PROOF	CORE MATERIAL	SURFACE MATERIAL	
T-Molding TM	Transition Molding			Standard	Used in doorways to join 2 floors of the same height	No Track (Glue Down)	Floors 5/16" (8mm)	 Available as Moisture Proof	Standard: Moisture Resistant MDF	High Wear Resistant Aluminum Oxide Laminate	
Moisture Proof TM MRTM	Threshold			Custom Colors		Versatrack (Metal Track)	Floors 23/64-15/32" (9-12mm)				
	T-Mold			CMP: Moisture Proof Only		1 Versatrack Shim with Track	Floors 15/32-19/32" (12-15mm)				2 Versatrack Shims with Track
Reducer RD	Universal Edge			Standard	Used to join 2 floors of different height	Versatrack (Metal Track)	Floors 9/32-15/32" (7-12mm)	 Available as Moisture Proof	Standard: Moisture Resistant MDF	High Wear Resistant Aluminum Oxide Laminate	
Moisture Proof RD MRRD				CMP: Moisture Proof Only		Versatrack Shim	Floors 15/32-5/8" (12-16mm)				
End Cap EC	Carpet Reducer			Standard	Used to transition from floor to carpet, masonry (fireplaces), sliding doors, & door jabs	Versatrack (Metal Track)	Floors 9/32-15/32" (7-12mm)	 Available as Moisture Proof	Standard: Moisture Resistant MDF	High Wear Resistant Aluminum Oxide Laminate	
Moisture Proof EC MREC	End Mold			Custom Colors		Versatrack Shim	Floors 15/32-5/8" (12-16mm)				
	Baby Threshold			CMP: Moisture Proof Only							
	Square Nose										
	Square Edge										
Slim Trim SLT	3-n-1			Standard	Used as T-Molding, Reducer, and End Cap	SlimTrack	RD-up to 1/4" (6.35mm), TM-1/16-1/8" (1.6-3mm)	 Moisture Proof	PVC	High Wear Resistant Aluminum Oxide Laminate	
PVC Transition	Custom Colors			Versatrack Shim with SlimTrack		RD-1/4-3/8" (6.35-9.5mm), TM-1/8-1/4" (3-6.35mm), EC-Up to 1/4" (0-6.35) Floors					
		CMP	2 Versatrack Shims with SlimTrack Dowel	TM-1/4-3/8" (6.35-9.5mm) Floors	Up to 3/4" (0-19mm) Floors						
SlimCap SCAP	LVT End Cap			Standard	Used to transition from floor to carpet, masonry (fireplaces), sliding doors, & door jabs	SlimTrack	Floors up to 3/16" (0-4.5mm)	 Moisture Proof	PVC	High Wear Resistant Aluminum Oxide Laminate	
PVC End Cap	Custom Colors			Versatrack Shim with Slim Track		Floors 3/16-3/8" (4.5-9.5mm)					
				CMP		2 Versatrack Shims with SlimTrack	Floors 3/8-1/2" (9.5-12.7mm)				
Moisture Proof SN MRSN	Bull Nose			Standard	Used to enhance functionality of Staircase or step	Versatrim Shim (Overlap Install)	Floors 3/8-1/2" (9.5-12.7mm)	 Moisture Proof	Exterior Grade Composite Wood Product	High Wear Resistant Aluminum Oxide Laminate	
	Step Nose			Custom Colors							
	Over Lap Stair Nosing			CMP							
Round Stair Nose RSN	PVC Stair Nose			Standard	Used to enhance functionality of Staircase or step	VT-VE(X)-Shim-5 (Fush Install)	Floors thickness of 5-5.5mm	 Moisture Proof	PVC	High Wear Resistant Aluminum Oxide Laminate	
1.5" High Stair Nose	Custom Colors			VT-VE(X)-Shim-6-7 (Fush Install)		Floors thickness of 6-7mm					
		CMP		VT-VE(X)-Shim-8 (Fush Install)	Floors thickness of 8-10 mm						
						Bullnose Shim (Box Staircase)	Floors thickness up to 12mm				
VersaEdge VE	PVC Stair Nose			Standard	Used to enhance functionality of Staircase or step	VT-VE(X)-Shim-5 (Fush Install)	Floors thickness of 5-7mm	 Moisture Proof	PVC	High Wear Resistant Aluminum Oxide Laminate	
1" High Stair Nose	Custom Colors			VT-VE(X)-Shim-8 (Fush Install)		Floors thickness of 8-10 mm					
				CMP		VT-VE(X)-Shim-12 (Fush Install)	Floors thickness of 12mm				
VersaEdge Extra Tall VEX	Aluminum Stair Nose			Standard	Used to enhance functionality of Staircase or step	VT-VE(X)-Shim-5 (Fush Install)	Floors thickness of 5-7mm	 Moisture Proof	Aluminum	High Wear Resistant Aluminum Oxide Laminate	
1.5" High Stair Nose	Custom			VT-VE(X)-Shim-8 (Fush Install)		Floors thickness of 8-10 mm					
				CMP		VT-VE(X)-Shim-12 (Fush Install)	Floors thickness of 12mm				
Quarter Round QR	Shoe Molding			Standard	Conceals the expansion space between wall and flooring	NA	NA	 Available as Moisture Proof	Standard: Standard MDF	UV-Coated Decorative Paper	
Moisture Proof QR MRQR	3/4" Quarter Round			Custom Colors							
				CMP							
Base Shoe BS	Shoe Molding			Standard: White Paint Grade Only	Conceals the expansion space between wall and flooring	NA	NA	NOT Available As Moisture Proof	Standard MDF	UV-Coated Decorative Paper	
	1/2" Quarter Round										
Wall Base WB	3-1/4" Wall Base			Standard	Conceals the joint between the wall surface and the floor	NA	NA	NOT Available As Moisture Proof	Standard MDF	UV-Coated Decorative Paper	
Baseboard	Custom Colors										
	Base Molding										
Colonial Base CB	4-7/8" Wall Base			Standard: White Paint Grade Only	Conceals the joint between the wall surface and the floor	NA	NA	NOT Available As Moisture Proof	Standard MDF	UV-Coated Decorative Paper	
Baseboard											
	Base Molding										

PROFILES	OTHER NAMES	IMAGE	DIMENSIONS (LENGTHS VARY)	PRODUCT LENGTH	AVAILABLE COLORS	USAGE	HARDWARE	MOISTURE PROOF	CORE MATERIAL	SURFACE MATERIAL
Primed Quarter Round QR-Primed	Shoe Molding			96" Long	White	Conceals the expansion space between wall and flooring	NA	NOT Available As Moisture Proof	Standard MDF	Primed Painted Surface
	3/4" Quarter Round									
Primed Base Shoe BS-Primed	Shoe Molding			96" Long	White	Conceals the expansion space between wall and flooring	NA	NOT Available As Moisture Proof	Standard MDF	Primed Painted Surface
3/8" Thick LTL White Stair Riser	Riser			46" Long (Available in Bundles of 4 Only)	White	Used to enhance functionality of Staircase or step	NA	NOT Available As Moisture Proof	Particle Board	High Quality TFL (Thermally Fused Laminate)
				96" Long Sold By Pallet only (min of 100)	Can be painted after a light sanding					
5/8" Thick LTL White Stair Riser	Riser			46" Long (Available in Bundles of 4 Only)	White	Used to enhance functionality of Staircase or step	NA	NOT Available As Moisture Proof	Particle Board	High Quality TFL (Thermally Fused Laminate)
				96" Long Sold By Pallet only (min of 100)	Can be painted after a light sanding					
VersaCap Edge	Stair Cap			32" to 46" Long Depending on Floor Type	Available for Limited Flooring	Used to enhance functionality of Staircase or step	VersaCap Shim for Boxed Staircases	 Moisture Proof	Same Material as the Flooring the Cap was Made From	Same Material as the Flooring the Cap was Made From
	Stair Tread									
VersaCap Square	Stair Cap			32" to 46" Long Depending on Floor Type	Available for Limited Flooring	Used to enhance functionality of Staircase or step	VersaCap Shim for Boxed Staircases	 Moisture Proof	Same Material as the Flooring the Cap was Made From	Same Material as the Flooring the Cap was Made From
	Stair Tread									
VersaCap Round 	Stair Cap		NA	32" to 46" Long Depending on Floor Type	Will be Available for Limited Flooring	Used to enhance functionality of Staircase or step	Bullnose Shim for Boxed Staircases	 Moisture Proof	Same Material as the Flooring the Cap was Made From	Same Material as the Flooring the Cap was Made From
	Stair Tread									
VersaFlex End Cap VFLEX EC	Flexible Moldings			94" Long	1020336 - Oak Wood Grain	Used to transition from floor to carpet, masonry (fireplaces), sliding doors, & door jabs	NA	 Moisture Proof	Polyurethane Composite Material	Stainable (Gel Stain) and Paintable
VersaFlex T-Molding VFLEX TM	Flexible Moldings			94" Long	1020336 - Oak Wood Grain	Used in doorways to join 2 floors of the same height	NA	 Moisture Proof	Polyurethane Composite Material	Stainable (Gel Stain) and Paintable
VersaFlex Reducer VFLEX RD	Flexible Moldings			94" Long	1020336 - Oak Wood Grain	Used to join 2 floors of different height	NA	 Moisture Proof	Polyurethane Composite Material	Stainable (Gel Stain) and Paintable
VersaFlex Quarter Round VFLEX QR	Flexible Moldings			94" Long	1020335 - Paint Grade (No Grain)	Conceals the joint between the wall surface and the floor	NA	 Moisture Proof	Polyurethane Composite Material	Stainable (Gel Stain) and Paintable
					1020336 - Oak Wood Grain					
VersaFlex Base Shoe VFLEX BS	Flexible Moldings			94" Long	1020335 - Paint Grade (No Grain)	Conceals the expansion space between wall and flooring	NA	 Moisture Proof	Polyurethane Composite Material	Stainable (Gel Stain) and Paintable
					1020336 - Oak Wood Grain					
VersaFlex Wall Base VFLEX WB	Flexible Moldings			94" Long	1020335 - Paint Grade (No Grain)	Conceals the joint between the wall surface and the floor	NA	 Moisture Proof	Polyurethane Composite Material	Stainable (Gel Stain) and Paintable
					1020336 - Oak Wood Grain					
VersaFlex Colonial Base VFLEX CB	Flexible Moldings			94" Long	1020335 - Paint Grade (No Grain)	Conceals the joint between the wall surface and the floor	NA	 Moisture Proof	Polyurethane Composite Material	Stainable (Gel Stain) and Paintable
					1020336 - Oak Wood Grain					
VersaFlex Corner Molding VFLEX CM	Flexible Moldings			94" Long	1020336 - Oak Wood Grain	Corner Moldings are used for corners and edges.	NA	 Moisture Proof	Polyurethane Composite Material	Stainable (Gel Stain) and Paintable

ACCESSORIES	OTHER NAMES	IMAGE	DIMENSIONS	MOLDINGS USED WITH	FLOORS* <small>*All references to flooring thickness refer to the total thickness of all members of the floor installation being laid upon the subfloor. This typically is comprised of the flooring plank, e.g. Vinyl or Laminate, the underlayment, either attached or loose lay and any additional vapor barriers.</small>	CORE MATERIAL
Dowels	Dowel Tree			Slim Trim	Floors up to 3/4" (19mm)	Polystyrene
	Plastic Dowels					
SlimTrack	SlimTrim Track			Slim Trim	TM: Floors 1/16-1/8" (1.6-3mm) RD: Floors up to 1/4" (6.35mm)	Cold Roll Steel
				Slim Cap	Floors up to 3/16" (4.5mm)	
Versatrack	Metal Track			T-Molding	Floors 23/64-15/32" (9-12mm)	Cold Roll Steel
				Reducer	Floors 9/32-15/32" (7-12mm)	
				End Cap	Floors 9/32-15/32" (7-12mm)	
Versatrack Shim	Shim			Slim Trim & SlimTrack	TM: Floors 1/8-3/8" (3-9.5mm) RD: Floors 1/4-3/8" (6.35-9.5mm) EC: Floors up to 1/4" (6.35mm)	Standard HDF
				Slim Cap & SlimTrack	Floors 3/16-1/2" (5-12.7mm)	
				T-Molding & Versatrack	Floors 15/32-45/64" (12-18mm)	
				Reducer & Versatrack	Floors 15/32-5/8" (12-16mm)	
				End Cap & Versatrack	Floors 15/32-5/8" (12-16mm)	
VT-VE(X)-Shim-5 <i>OR</i> VT-Shim	Versatrim Shim			Moisture Proof Stair Nose (Overlap Install)	Floors 15/32" (12mm)	Standard HDF
	VT Shim			VersaEdge (Flush Install)	Floors 3/16"-9/32" (5-7mm)	
	5mm Shim			VersaEdge Extra Tall (Flush Install)	Floors 3/16"-9/32" (5-7mm)	
				Round Stair Nose (Flush)	Floors 3/16"-9/32" (5-7mm)	
VT-VE(X)-Shim-8	8mm Shim			VersaEdge (Flush Install)	Floors 5/16"-11/32" (8-10mm)	Standard MDF/HDF
				VersaEdge Extra Tall (Flush Install)	Floors 5/16"-11/32" (8-10mm)	
				Round Stair Nose (Flush Install)	Floors 5/16"-11/32" (8-10mm)	
VT-VE(X)-Shim-12	12mm Shim			VersaEdge (Flush Install)	Floors 1/2" (12mm)	Standard MDF/HDF
				VersaEdge Extra Tall (Flush Install)	Floors 1/2" (12mm)	
				Round Stair Nose (Flush Install)	Floors 1/2" (12mm)	
Bullnose Shim	Rounded Shim used on Box Staircases			Round Stair Nose (Flush or Overlap) on a Box Staircase	Floors thickness 1-19mm for Round Stair Nose	Standard MDF
				VersaCap Round on a Box Staircase	Use with VersaCap Round	
VersaCap Shim	Square Shim used on Box Staircases			VersaCap Edge on a Box Staircase	Use with VersaCap Edge or Square	Standard MDF
				VersaCap Square on a Box Staircase		
Molding Adhesive	Adhesive		NA	Can be used to install all of our moldings	Covers roughly 15-20 Lin. Ft. Depending on application and bead size	NA
	Glue					
10-Inch Saw Blade	Saw Blade		10"	Can be used to cut all our moldings including the aluminum VEX	NA	NA
	Carbide Tipped Blade					

COLORS	ORDER MINIMUM	LEAD TIME	RETURNS	AVAILABLE MOLDINGS
Standard	1 Piece	Same Day Shipping for Most Colors Applies to stock color priced orders received before 12:00 pm EST. Orders received after 12:00 pm EST will ship no later than the next business day.	Returnable	T-Molding
				Moisture Proof TM
				Reducer
				Moisture Proof RD
				End Cap
				Moisture Proof EC
				Slim TrimSlimCap
				Moisture Proof SN
				VersaEdge
				VersaEdge Extra Tall
				Wall Base
				Colonial Base White Paint Grade Only
				Quarter Round
Moisture Proof QR				
Base Shoe White Paint Grade Only				
Custom	30 Pieces and Up Customer is expected to accept & pay for a 10% over or under run	Up to 10 Business Days	Custom Product: Non-Returnable	T-Molding
				Moisture Proof TM
				Reducer
				Moisture Proof RD
				End Cap
				Moisture Proof EC
				Slim TrimSlimCap
				Moisture Proof SN
				VersaEdge
				VersaEdge Extra Tall
				Wall Base
				Quarter Round
				Moisture Proof QR
CMP	1 to 29 Pieces	3 Business Days	Custom Product: Non-Returnable	Moisture Proof TM
				Moisture Proof RD
				Moisture Proof EC
				Slim TrimSlimCap
				Moisture Proof SN
				VersaEdge
				VersaEdge Extra Tall
				Quarter Round
				Moisture Proof QR

PRODUCT	MINIMUM	LEAD TIME	RETURNS
Primed Quarter Round	1 Pallet of 1,800 pcs	1 to 2 Business Days	Returnable
Primed Base Shoe	1 Pallet of 2,700 pcs	1 to 2 Business Days	Returnable
White Risers	1 Bundle of 5 pcs	1 to 2 Business Days	Returnable
VersaCaps	1 Piece	15 Business Days	Custom Product: Non-Returnable
VersaFex	1 Piece	1 to 2 Business Days for Special Order Items	Returnable
Molding Adhesive	1 Tube	1 to 2 Business Days	Returnable

VENT PROFILES	OTHER NAMES	DESCRIPTION	IMAGE	DIMENSIONS	PRODUCT SIZES	ITEM CODE	CORE MATERIAL	AVAILABLE COLORS	AIR FLOW	INSTALL TYPE	INSTALLATION																																										
Fittes Framed Vent [Lite]	Framed Plastic Vent	Minimalist-framed vent made of ABS plastic. This DIY-friendly vent can be retrofitted to any surface.		<table border="1"> <thead> <tr> <th>LITE</th> <th>4"x10"</th> <th>4"x12"</th> </tr> </thead> <tbody> <tr><td>A1</td><td>11"</td><td>12-7/8"</td></tr> <tr><td>A2</td><td>5"</td><td>5"</td></tr> <tr><td>A3</td><td>1-7/8"</td><td>1-7/8"</td></tr> <tr><td>A4</td><td>1/8"</td><td>1/8"</td></tr> <tr><td>A5</td><td>9-3/4"</td><td>11-5/8"</td></tr> <tr><td>A6</td><td>3-3/4"</td><td>3-3/4"</td></tr> <tr><td>A7</td><td>3/8"</td><td>3/8"</td></tr> <tr><td>B1</td><td>8-7/8"</td><td>10-5/8"</td></tr> <tr><td>B2</td><td>2-13/16"</td><td>2-13/16"</td></tr> <tr><td>B3</td><td>3/4"</td><td>3/4"</td></tr> <tr><td>B4</td><td>3/8"</td><td>3/8"</td></tr> </tbody> </table>	LITE	4"x10"	4"x12"	A1	11"	12-7/8"	A2	5"	5"	A3	1-7/8"	1-7/8"	A4	1/8"	1/8"	A5	9-3/4"	11-5/8"	A6	3-3/4"	3-3/4"	A7	3/8"	3/8"	B1	8-7/8"	10-5/8"	B2	2-13/16"	2-13/16"	B3	3/4"	3/4"	B4	3/8"	3/8"	4 x 10"	LITE4x10BLK	ABS Plastic	Black	Free Air Flow. Cannot Adjust Air Direction	Top-Mount Install	DIY Install						
	LITE			4"x10"	4"x12"																																																
A1	11"	12-7/8"																																																			
A2	5"	5"																																																			
A3	1-7/8"	1-7/8"																																																			
A4	1/8"	1/8"																																																			
A5	9-3/4"	11-5/8"																																																			
A6	3-3/4"	3-3/4"																																																			
A7	3/8"	3/8"																																																			
B1	8-7/8"	10-5/8"																																																			
B2	2-13/16"	2-13/16"																																																			
B3	3/4"	3/4"																																																			
B4	3/8"	3/8"																																																			
Framed Vent [Lite]	<table border="1"> <thead> <tr> <th>LITE</th> <th>4"x10"</th> <th>4"x12"</th> </tr> </thead> <tbody> <tr><td>A1</td><td>11"</td><td>12-7/8"</td></tr> <tr><td>A2</td><td>5"</td><td>5"</td></tr> <tr><td>A3</td><td>1-7/8"</td><td>1-7/8"</td></tr> <tr><td>A4</td><td>1/8"</td><td>1/8"</td></tr> <tr><td>A5</td><td>9-3/4"</td><td>11-5/8"</td></tr> <tr><td>A6</td><td>3-3/4"</td><td>3-3/4"</td></tr> <tr><td>A7</td><td>3/8"</td><td>3/8"</td></tr> <tr><td>B1</td><td>8-7/8"</td><td>10-5/8"</td></tr> <tr><td>B2</td><td>2-13/16"</td><td>2-13/16"</td></tr> <tr><td>B3</td><td>3/4"</td><td>3/4"</td></tr> <tr><td>B4</td><td>3/8"</td><td>3/8"</td></tr> </tbody> </table>	LITE	4"x10"	4"x12"	A1	11"	12-7/8"	A2	5"	5"	A3	1-7/8"	1-7/8"	A4	1/8"	1/8"	A5	9-3/4"	11-5/8"	A6	3-3/4"	3-3/4"	A7	3/8"	3/8"	B1	8-7/8"	10-5/8"	B2	2-13/16"	2-13/16"	B3	3/4"	3/4"	B4	3/8"	3/8"	4 x 12"	LITE4x12BLK														
LITE	4"x10"	4"x12"																																																			
A1	11"	12-7/8"																																																			
A2	5"	5"																																																			
A3	1-7/8"	1-7/8"																																																			
A4	1/8"	1/8"																																																			
A5	9-3/4"	11-5/8"																																																			
A6	3-3/4"	3-3/4"																																																			
A7	3/8"	3/8"																																																			
B1	8-7/8"	10-5/8"																																																			
B2	2-13/16"	2-13/16"																																																			
B3	3/4"	3/4"																																																			
B4	3/8"	3/8"																																																			
Fittes Flush Vent [Lite]	Flush Plastic/Metal Hybrid Vent	Ultra-minimal, frameless floor vent made in a combination of ABS plastic and solid steel. Once installed, all that is visible is the air channel.		<table border="1"> <thead> <tr> <th></th> <th>4"x10"</th> <th>4"x12"</th> </tr> </thead> <tbody> <tr><td>A1</td><td>8-7/8"</td><td>10-13/16"</td></tr> <tr><td>A2</td><td>2-7/8"</td><td>2-7/8"</td></tr> <tr><td>A3</td><td>7/8"</td><td>7/8"</td></tr> <tr><td>B1</td><td>9-3/4"</td><td>11-3/4"</td></tr> <tr><td>B2</td><td>3-11/16"</td><td>3-13/16"</td></tr> <tr><td>B3</td><td>1-7/8"</td><td>1-7/8"</td></tr> <tr><td>C1</td><td>11-1/16"</td><td>13-1/16"</td></tr> <tr><td>C2</td><td>5-1/16"</td><td>5-1/16"</td></tr> <tr><td>C3</td><td>1/32"</td><td>1/32"</td></tr> <tr><td>C4</td><td>5/8"</td><td>5/8"</td></tr> <tr><td>D1</td><td>9-15/16"</td><td>11-7/8"</td></tr> <tr><td>D2</td><td>3-7/8"</td><td>3-15/16"</td></tr> <tr><td>D3</td><td>1-7/8"</td><td>1-11/16"</td></tr> </tbody> </table>		4"x10"	4"x12"	A1	8-7/8"	10-13/16"	A2	2-7/8"	2-7/8"	A3	7/8"	7/8"	B1	9-3/4"	11-3/4"	B2	3-11/16"	3-13/16"	B3	1-7/8"	1-7/8"	C1	11-1/16"	13-1/16"	C2	5-1/16"	5-1/16"	C3	1/32"	1/32"	C4	5/8"	5/8"	D1	9-15/16"	11-7/8"	D2	3-7/8"	3-15/16"	D3	1-7/8"	1-11/16"	4 x 10"	FMLIT4x10BLK	Combination of ABS Plastic and Powder-Coated Galvanneal Steel	Black	Adjustable Air Flow	Sub-Floor Install	Pro Install
				4"x10"	4"x12"																																																
A1	8-7/8"	10-13/16"																																																			
A2	2-7/8"	2-7/8"																																																			
A3	7/8"	7/8"																																																			
B1	9-3/4"	11-3/4"																																																			
B2	3-11/16"	3-13/16"																																																			
B3	1-7/8"	1-7/8"																																																			
C1	11-1/16"	13-1/16"																																																			
C2	5-1/16"	5-1/16"																																																			
C3	1/32"	1/32"																																																			
C4	5/8"	5/8"																																																			
D1	9-15/16"	11-7/8"																																																			
D2	3-7/8"	3-15/16"																																																			
D3	1-7/8"	1-11/16"																																																			
Flush Vent [Lite]	<table border="1"> <thead> <tr> <th></th> <th>4"x10"</th> <th>4"x12"</th> </tr> </thead> <tbody> <tr><td>A1</td><td>8-7/8"</td><td>10-13/16"</td></tr> <tr><td>A2</td><td>2-7/8"</td><td>2-7/8"</td></tr> <tr><td>A3</td><td>7/8"</td><td>7/8"</td></tr> <tr><td>B1</td><td>9-3/4"</td><td>11-3/4"</td></tr> <tr><td>B2</td><td>3-11/16"</td><td>3-13/16"</td></tr> <tr><td>B3</td><td>1-7/8"</td><td>1-7/8"</td></tr> <tr><td>C1</td><td>11-1/16"</td><td>13-1/16"</td></tr> <tr><td>C2</td><td>5-1/16"</td><td>5-1/16"</td></tr> <tr><td>C3</td><td>1/32"</td><td>1/32"</td></tr> <tr><td>C4</td><td>5/8"</td><td>5/8"</td></tr> <tr><td>D1</td><td>9-15/16"</td><td>11-7/8"</td></tr> <tr><td>D2</td><td>3-7/8"</td><td>3-15/16"</td></tr> <tr><td>D3</td><td>1-7/8"</td><td>1-11/16"</td></tr> </tbody> </table>		4"x10"	4"x12"	A1	8-7/8"	10-13/16"	A2	2-7/8"	2-7/8"	A3	7/8"	7/8"	B1	9-3/4"	11-3/4"	B2	3-11/16"	3-13/16"	B3	1-7/8"	1-7/8"	C1	11-1/16"	13-1/16"	C2	5-1/16"	5-1/16"	C3	1/32"	1/32"	C4	5/8"	5/8"	D1	9-15/16"	11-7/8"	D2	3-7/8"	3-15/16"	D3	1-7/8"	1-11/16"	4 x 12"	FMLIT4x12BLK								
	4"x10"	4"x12"																																																			
A1	8-7/8"	10-13/16"																																																			
A2	2-7/8"	2-7/8"																																																			
A3	7/8"	7/8"																																																			
B1	9-3/4"	11-3/4"																																																			
B2	3-11/16"	3-13/16"																																																			
B3	1-7/8"	1-7/8"																																																			
C1	11-1/16"	13-1/16"																																																			
C2	5-1/16"	5-1/16"																																																			
C3	1/32"	1/32"																																																			
C4	5/8"	5/8"																																																			
D1	9-15/16"	11-7/8"																																																			
D2	3-7/8"	3-15/16"																																																			
D3	1-7/8"	1-11/16"																																																			
Fittes Framed OG Floor Vent [Luxe]	Original Framed Floor Vent	The original "OG" is the go-to minimalist-framed vent. This solid steel vent can be retrofitted to any surface. Easy drop-in install. DIY friendly.		<table border="1"> <thead> <tr> <th>OG</th> <th>4"x10"</th> <th>4"x12"</th> </tr> </thead> <tbody> <tr><td>A1</td><td>11"</td><td>13"</td></tr> <tr><td>A2</td><td>5"</td><td>5"</td></tr> <tr><td>A3</td><td>1-13/16"</td><td>1-13/16"</td></tr> <tr><td>A4</td><td>1/16"</td><td>1/16"</td></tr> <tr><td>A5</td><td>9-3/4"</td><td>11-3/4"</td></tr> <tr><td>A6</td><td>3-3/4"</td><td>3-3/4"</td></tr> <tr><td>A7</td><td>5/8"</td><td>5/8"</td></tr> <tr><td>B1</td><td>8-11/16"</td><td>10-11/16"</td></tr> <tr><td>B2</td><td>2-3/4"</td><td>2-3/4"</td></tr> <tr><td>B3</td><td>7/8"</td><td>7/8"</td></tr> <tr><td>B4</td><td>7/16"</td><td>7/16"</td></tr> </tbody> </table>	OG	4"x10"	4"x12"	A1	11"	13"	A2	5"	5"	A3	1-13/16"	1-13/16"	A4	1/16"	1/16"	A5	9-3/4"	11-3/4"	A6	3-3/4"	3-3/4"	A7	5/8"	5/8"	B1	8-11/16"	10-11/16"	B2	2-3/4"	2-3/4"	B3	7/8"	7/8"	B4	7/16"	7/16"	4 x 10"	AV4x10BLK	Powder-Coated Galvanneal Steel	Black	Adjustable Air Flow	Top-Mount Install	DIY Install						
	OG			4"x10"	4"x12"																																																
A1	11"	13"																																																			
A2	5"	5"																																																			
A3	1-13/16"	1-13/16"																																																			
A4	1/16"	1/16"																																																			
A5	9-3/4"	11-3/4"																																																			
A6	3-3/4"	3-3/4"																																																			
A7	5/8"	5/8"																																																			
B1	8-11/16"	10-11/16"																																																			
B2	2-3/4"	2-3/4"																																																			
B3	7/8"	7/8"																																																			
B4	7/16"	7/16"																																																			
Framed OG Floor Vent [Luxe]	<table border="1"> <thead> <tr> <th>OG</th> <th>4"x10"</th> <th>4"x12"</th> </tr> </thead> <tbody> <tr><td>A1</td><td>11"</td><td>13"</td></tr> <tr><td>A2</td><td>5"</td><td>5"</td></tr> <tr><td>A3</td><td>1-13/16"</td><td>1-13/16"</td></tr> <tr><td>A4</td><td>1/16"</td><td>1/16"</td></tr> <tr><td>A5</td><td>9-3/4"</td><td>11-3/4"</td></tr> <tr><td>A6</td><td>3-3/4"</td><td>3-3/4"</td></tr> <tr><td>A7</td><td>5/8"</td><td>5/8"</td></tr> <tr><td>B1</td><td>8-11/16"</td><td>10-11/16"</td></tr> <tr><td>B2</td><td>2-3/4"</td><td>2-3/4"</td></tr> <tr><td>B3</td><td>7/8"</td><td>7/8"</td></tr> <tr><td>B4</td><td>7/16"</td><td>7/16"</td></tr> </tbody> </table>	OG	4"x10"	4"x12"	A1	11"	13"	A2	5"	5"	A3	1-13/16"	1-13/16"	A4	1/16"	1/16"	A5	9-3/4"	11-3/4"	A6	3-3/4"	3-3/4"	A7	5/8"	5/8"	B1	8-11/16"	10-11/16"	B2	2-3/4"	2-3/4"	B3	7/8"	7/8"	B4	7/16"	7/16"	4 x 12"	AV4x12BLK														
OG	4"x10"	4"x12"																																																			
A1	11"	13"																																																			
A2	5"	5"																																																			
A3	1-13/16"	1-13/16"																																																			
A4	1/16"	1/16"																																																			
A5	9-3/4"	11-3/4"																																																			
A6	3-3/4"	3-3/4"																																																			
A7	5/8"	5/8"																																																			
B1	8-11/16"	10-11/16"																																																			
B2	2-3/4"	2-3/4"																																																			
B3	7/8"	7/8"																																																			
B4	7/16"	7/16"																																																			
Fittes Flush Floor Vent [Luxe]	Flush Metal Vent	The ultra-minimal, frameless floor vent. Flush with no rim - only a single rectangular air channel is visible. This model must be mounted prior to the surface.		<table border="1"> <thead> <tr> <th></th> <th>4"x10"</th> <th>4"x12"</th> </tr> </thead> <tbody> <tr><td>A1</td><td>8-11/16"</td><td>10-11/16"</td></tr> <tr><td>A2</td><td>2-13/16"</td><td>2-13/16"</td></tr> <tr><td>A3</td><td>7/8"</td><td>7/8"</td></tr> <tr><td>B1</td><td>9-3/4"</td><td>11-3/4"</td></tr> <tr><td>B2</td><td>3-3/4"</td><td>3-3/4"</td></tr> <tr><td>B3</td><td>1-13/16"</td><td>1-13/16"</td></tr> <tr><td>C1</td><td>11-1/16"</td><td>13-1/16"</td></tr> <tr><td>C2</td><td>5-1/16"</td><td>5-1/16"</td></tr> <tr><td>C3</td><td>1/32"</td><td>1/32"</td></tr> <tr><td>C4</td><td>5/8"</td><td>5/8"</td></tr> <tr><td>D1</td><td>9-15/16"</td><td>11-7/8"</td></tr> <tr><td>D2</td><td>3-7/8"</td><td>3-7/8"</td></tr> <tr><td>D3</td><td>1-5/8"</td><td>1-11/16"</td></tr> </tbody> </table>		4"x10"	4"x12"	A1	8-11/16"	10-11/16"	A2	2-13/16"	2-13/16"	A3	7/8"	7/8"	B1	9-3/4"	11-3/4"	B2	3-3/4"	3-3/4"	B3	1-13/16"	1-13/16"	C1	11-1/16"	13-1/16"	C2	5-1/16"	5-1/16"	C3	1/32"	1/32"	C4	5/8"	5/8"	D1	9-15/16"	11-7/8"	D2	3-7/8"	3-7/8"	D3	1-5/8"	1-11/16"	4 x 10"	FLUSH4x10BLK	Powder-Coated Galvanneal Steel	Black	Adjustable Air Flow	Sub-Floor Install	Pro Install
				4"x10"	4"x12"																																																
A1	8-11/16"	10-11/16"																																																			
A2	2-13/16"	2-13/16"																																																			
A3	7/8"	7/8"																																																			
B1	9-3/4"	11-3/4"																																																			
B2	3-3/4"	3-3/4"																																																			
B3	1-13/16"	1-13/16"																																																			
C1	11-1/16"	13-1/16"																																																			
C2	5-1/16"	5-1/16"																																																			
C3	1/32"	1/32"																																																			
C4	5/8"	5/8"																																																			
D1	9-15/16"	11-7/8"																																																			
D2	3-7/8"	3-7/8"																																																			
D3	1-5/8"	1-11/16"																																																			
Flush Floor Vent [Luxe]	<table border="1"> <thead> <tr> <th></th> <th>4"x10"</th> <th>4"x12"</th> </tr> </thead> <tbody> <tr><td>A1</td><td>8-11/16"</td><td>10-11/16"</td></tr> <tr><td>A2</td><td>2-13/16"</td><td>2-13/16"</td></tr> <tr><td>A3</td><td>7/8"</td><td>7/8"</td></tr> <tr><td>B1</td><td>9-3/4"</td><td>11-3/4"</td></tr> <tr><td>B2</td><td>3-3/4"</td><td>3-3/4"</td></tr> <tr><td>B3</td><td>1-13/16"</td><td>1-13/16"</td></tr> <tr><td>C1</td><td>11-1/16"</td><td>13-1/16"</td></tr> <tr><td>C2</td><td>5-1/16"</td><td>5-1/16"</td></tr> <tr><td>C3</td><td>1/32"</td><td>1/32"</td></tr> <tr><td>C4</td><td>5/8"</td><td>5/8"</td></tr> <tr><td>D1</td><td>9-15/16"</td><td>11-7/8"</td></tr> <tr><td>D2</td><td>3-7/8"</td><td>3-7/8"</td></tr> <tr><td>D3</td><td>1-5/8"</td><td>1-11/16"</td></tr> </tbody> </table>		4"x10"	4"x12"	A1	8-11/16"	10-11/16"	A2	2-13/16"	2-13/16"	A3	7/8"	7/8"	B1	9-3/4"	11-3/4"	B2	3-3/4"	3-3/4"	B3	1-13/16"	1-13/16"	C1	11-1/16"	13-1/16"	C2	5-1/16"	5-1/16"	C3	1/32"	1/32"	C4	5/8"	5/8"	D1	9-15/16"	11-7/8"	D2	3-7/8"	3-7/8"	D3	1-5/8"	1-11/16"	4 x 12"	FLUSH4x12BLK								
	4"x10"	4"x12"																																																			
A1	8-11/16"	10-11/16"																																																			
A2	2-13/16"	2-13/16"																																																			
A3	7/8"	7/8"																																																			
B1	9-3/4"	11-3/4"																																																			
B2	3-3/4"	3-3/4"																																																			
B3	1-13/16"	1-13/16"																																																			
C1	11-1/16"	13-1/16"																																																			
C2	5-1/16"	5-1/16"																																																			
C3	1/32"	1/32"																																																			
C4	5/8"	5/8"																																																			
D1	9-15/16"	11-7/8"																																																			
D2	3-7/8"	3-7/8"																																																			
D3	1-5/8"	1-11/16"																																																			